

SOLURE ACRYLIC TUB 6042

Model: 60" x 42" Decked Oval Tub

Solure® Acrylic Tubs offer industry-leading quality, value, performance at an extremely competitive price point.

This Solure 60" x 42" decked oval tub offers quality construction, comfortable bathing and the affordability needed for master or secondary bath new home and remodel construction.

- Manufactured from heavy-duty acrylic sheets, with fiberglass-reinforced backing, reinforced base and corner gussets to maximize structural stability and service life. Decks are true, straight and drain properly.
- Tubs available as a soaker tub, or complete 6-jet whirlpool systems in a variety of tub and jet color choices
- Standard 1/4" per foot slope provides proper water drainage
- Light weight for easy handling and lower installation costs
- Shipped in nested stacks with protective packaging to reduce freight costs and minimize the potential of damage during shipment

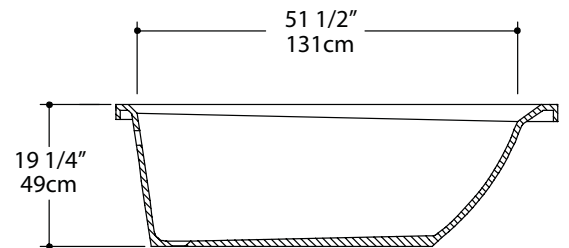
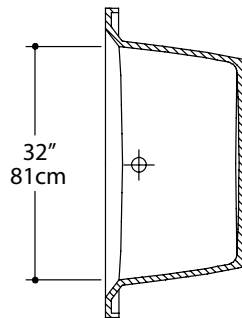
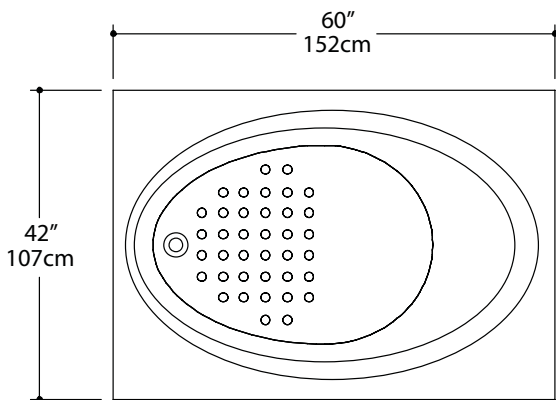


60" x 42" Decked Oval Tub

| Tub Color | Jet Color | Order Number | |
|--|-----------|-------------------|--------------------|
| Soaker Tubs | | | |
| Biscuit | N/A | 0730921 | |
| White | N/A | 0720921 | |
| Tubs with 6-Jet Whirlpool Systems | | | |
| Tub Color | Jet Color | Order No. (Left)* | Order No. (Right)* |
| Biscuit | Biscuit | JT215B6607L1 | JT215B6607R1 |
| White | White | JT215W6607 | JT215W6607R |
| White | Chrome | JT215C6607 | JT215C6607R |

* Order LEFT if drain is located on left side of tub installation location when looking at that location. If drain is on the right side, choose RIGHT configuration. The pump will always be located on the opposite end from the drain.

SEE OPPOSITE SIDE FOR OTHER TUB SIZES



Illustrations and images not to scale.